

Adfinis**sy**Group

Be smart. Think open source.

Demo zu Module "zypper" [SSA 1005]

autoyast-Profil generieren

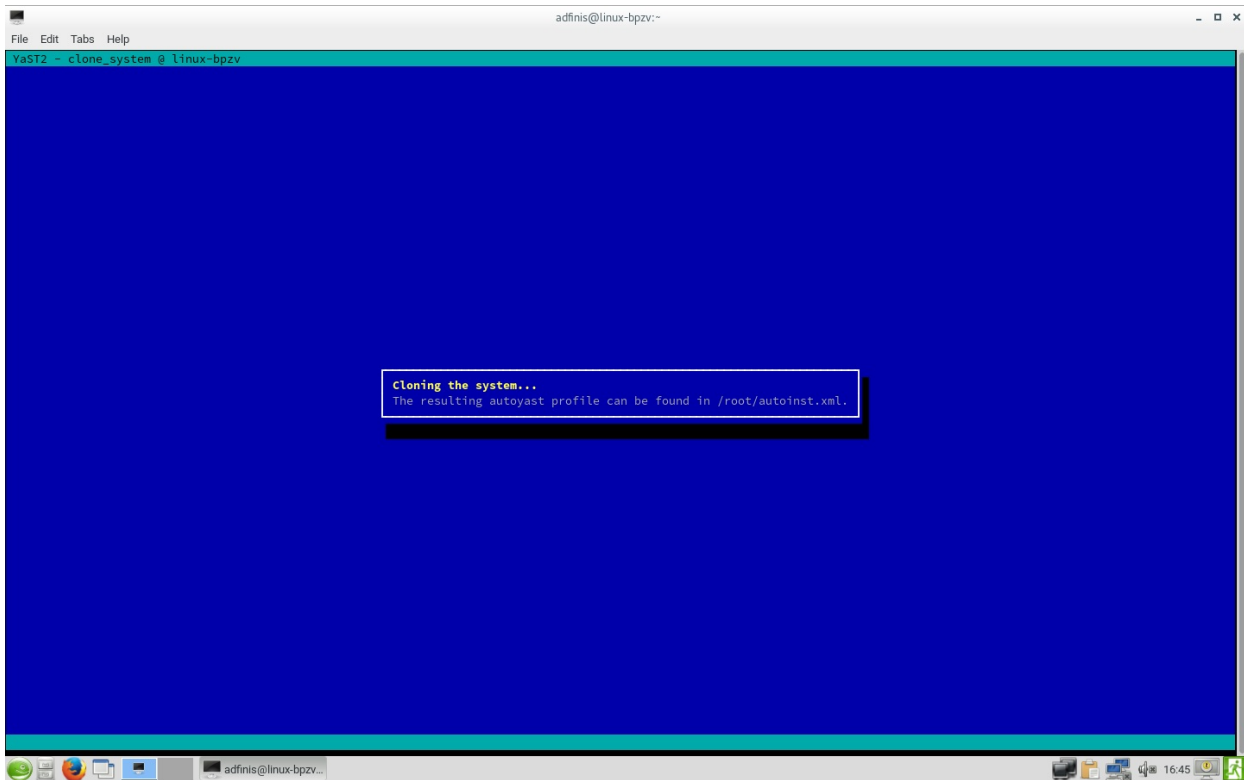


Bild 1

autoyast ausführen

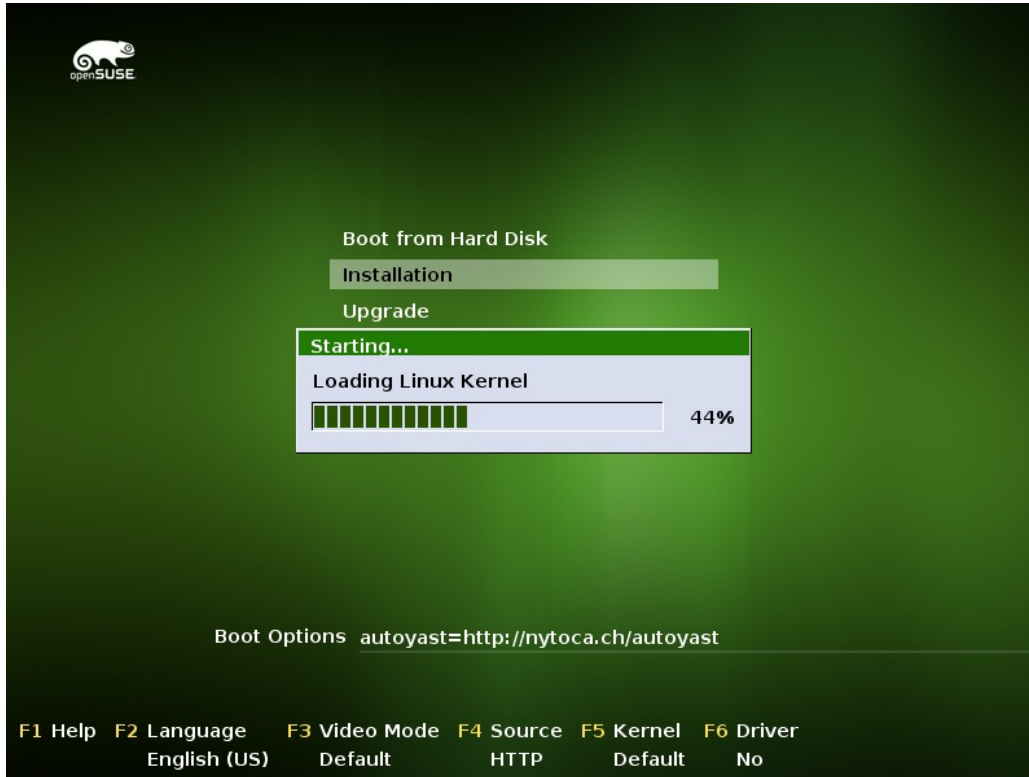


Bild 2

Preparing System for Automated Installation

- ✓ Execute pre-install user scripts
- ✓ Configure General Settings
- ✓ Set up language
- ✓ Create partition plans
- ✓ Configure Bootloader
- ✓ Registration
- ✓ Configure Software selections
- Configure Systemd Default Target
- Configure users and groups



Configuring Systemd Default Target...

77%

[Help](#)

[Abort](#)

[Back](#)

[Next](#)

Bild 3



Performing Installation

Actions performed:

```
Creating subvolume @/boot/grub2/x86_64-efi on device /dev/sda2
Creating subvolume @/home on device /dev/sda2
Creating subvolume @/opt on device /dev/sda2
Creating subvolume @/srv on device /dev/sda2
Creating subvolume @/tmp on device /dev/sda2
Creating subvolume @/usr/local on device /dev/sda2
Creating subvolume @/var/crash on device /dev/sda2
Creating subvolume @/var/lib/libvirt/images on device /dev/sda2 with option "no copy on write"
Creating subvolume @/var/lib/mailman on device /dev/sda2
Creating subvolume @/var/lib/mariadb on device /dev/sda2 with option "no copy on write"
Creating subvolume @/var/lib/mysql on device /dev/sda2 with option "no copy on write"
Creating subvolume @/var/lib/named on device /dev/sda2
Creating subvolume @/var/lib/postgresql on device /dev/sda2 with option "no copy on write"
Creating subvolume @/var/log on device /dev/sda2
Creating subvolume @/var/opt on device /dev/sda2
```

```

Creating subvolume @/var/tmp on device /dev/sda2
Creating subvolume @/var/tmp on device /dev/sda2
Creating subvolume @/.snapshots/2/snapshot on device /dev/sda2
Creating subvolume @/.snapshots/10/snapshot on device /dev/sda2
Creating subvolume @/.snapshots/11/snapshot on device /dev/sda2
Creating subvolume @/.snapshots/12/snapshot on device /dev/sda2
Creating subvolume @/.snapshots/13/snapshot on device /dev/sda2
Creating subvolume @/.snapshots/14/snapshot on device /dev/sda2
Creating subvolume @/.snapshots/15/snapshot on device /dev/sda2
Creating subvolume @/.snapshots/16/snapshot on device /dev/sda2
Creating subvolume @/.snapshots/17/snapshot on device /dev/sda2
Creating subvolume @/.snapshots/18/snapshot on device /dev/sda2
Creating subvolume @/.snapshots/19/snapshot on device /dev/sda2
Creating subvolume @/.snapshots/20/snapshot on device /dev/sda2
Creating subvolume @/.snapshots/21/snapshot on device /dev/sda2
Creating subvolume @/.snapshots/22/snapshot on device /dev/sda2
Creating subvolume @/.snapshots/23/snapshot on device /dev/sda2

Creating subvolume @/.snapshots/24/snapshot on device /dev/sda2

Preparing disks...
9%

```

Help Abort Back Next

Bild 4



Performing Installation

Media	Remaining	Packages	Time
Total	675.43 MiB	251	
opensUSE-42.1-0			
Medium 1	675.43 MiB	251	

Actions performed:

- Downloading libasf2-3 (download size 55.2 KiB)
- Installing libasf2-3-2.1.26-8.1.x86_64.rpm (installed size 115.9 KiB)
- Downloading libgncodes3 (download size 23.3 KiB)
- Installing libgncodes3-3.4.3-4.1.x86_64.rpm (installed size 46.6 KiB)
- Downloading libpython2_7-1_0 (download size 583.8 KiB)
- Installing libpython2_7-1_0-2.7.9-21.3.x86_64.rpm (installed size 1.63 MiB)
- Downloading libpth20 (download size 70 KiB)
- Installing libpth20-2.0.7-141.1.x86_64.rpm (installed size 195.2 KiB)
- Downloading libprocps3 (download size 52 KiB)
- Installing libprocps3-3.3.9-4.1.x86_64.rpm (installed size 71 KiB)
- Downloading libpopt0 (download size 48.5 KiB)
- Installing libpopt0-1.16-26.4.x86_64.rpm (installed size 121.8 KiB)
- Downloading libpcre1 (download size 231.4 KiB)
- Installing libpcre1-8.33-3.5.x86_64.rpm (installed size 719.7 KiB)

Downloading libnl3-200 (download size 200.3 KiB)


0%

Installing Packages... (Remaining: 675.43 MiB, 251 packages)

32%

[Help](#) [Abort](#) [Back](#) [Next](#)

Bild 5



Performing Installation

Actions performed:

- Creating list of finish scripts to call...
- Copying files to installed system...
 - * Executing autoinstall scripts in the installation environment...
 - * Copying files to installed system...
 - * Copying system files to the installed system...
 - * Moving to installed system...
- Save configuration
 - * Setting up linker cache...
 - * Calling step save_config finish...
 - * Saving default systemd target...
 - * Initializing default window manager...
 - * Saving file system configuration...
 - * Saving iSCSI configuration...
 - * Saving fcoe configuration...
 - * Updating kernel module dependencies...

Updating kernel module dependencies...

61%

Save configuration

83%

[Help](#) [Abort](#) [Back](#) [Next](#)

Bild 6

Performing Installation

Actions performed:

- Creating list of finish scripts to call...
- Copying files to installed system...
 - * Executing autoinstall scripts in the installation environment...
 - * Copying files to installed system...
 - * Copying system files to the installed system...
 - * Moving to installed system...
- Save configuration
 - * Setting up linker cache...
 - * Calling step save_config_finish...
 - * Saving default systemd target...
 - * Initializing default window manager...
 - * Saving file system configuration...
 - * Saving iSCSI configuration...
 - * Saving fcoe configuration...
 - * Updating kernel module dependencies...
 - * Copying X Window System configuration into system...
 - * Saving proxy configuration...
 - * Saving the software manager configuration...
 - * Calling step driver_update1_finish...
 - * Saving system settings...
- Saving installation settings...
 - * Writing YaST configuration...
 - * Saving network configuration...
 - * Writing Firewall Configuration...
 - * Saving hardware configuration...
 - * Writing Users Configuration...
 - * Executing autoinstall scripts in the installation environment...
 - * Writing automatic configuration...
- Installing boot manager...
 - * Saving bootloader configuration...

Saving bootloader configuration...
0%

Installing boot manager...
90%

[Help](#) [Abort](#) [Back](#) [Next](#)

Bild 7

Screencast

Attribution / License

- Slides, Screencast und Screenshots

Adfinis SyGroup AG, 2016, Attribution-NonCommercial 2.0 (CC BY-NC 2.0)

Feel Free to Contact Us

www.adfinis-sygroup.ch

[Tech Blog](#)

[GitHub](#)

info@adfinis-sygroup.ch

[Twitter](#)